

PRODUCT DESCRIPTION:

- Sturdy aluminum housing
- 10W XPL CREE LED light
- Magnetic base holds to any ferrous metal surface
- Rotating head pivots to direct light to needed angle
- Includes 100-240V AC charger

BATTERY TREATMENT/CHARGING:

- Red indicator constant on : charging
- Green indicator constant on : charging completed
- Do not leave battery in full discharged condition.
- Recharge the work light at least once in every 30 days
- Do not turn ON the light during charging

SPECIFICATIONS:

Charger Specification:	100-240 V AC / 50/60Hz
Charging Voltage/Current:	5V / 1000mA
Battery Specification:	3.6V / 2200mAh Li-ion rechargeable batteries
Time Of Charging:	approximately 5 hours
Time Of Discharging:	approximately 2.5 hours
Brightness:	750LM @ 45 meters

REPLACEMENT PARTS:


100-240V AC Charger

WARNING:

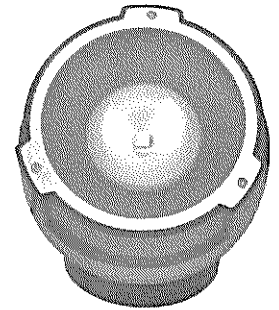
- *Green indicator constant on : charging completed*
- *Avoid looking directly into the beam*
- *Do not use the lamp near open flames*
- *Always fully charge to extend battery life*

One year warranty from defects in materials from date of purchase.

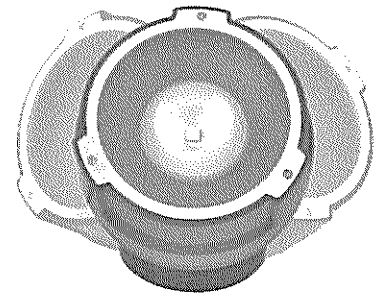
**Do not turn
ON the light
during
recharging**



10W CREE XPL
high intensity
LED light



All angle ball
joint rotates
to adjusts
work light
beam
to needed
angle



Magnetic base
mounts to
any ferrous
metal surfaces
in seconds

