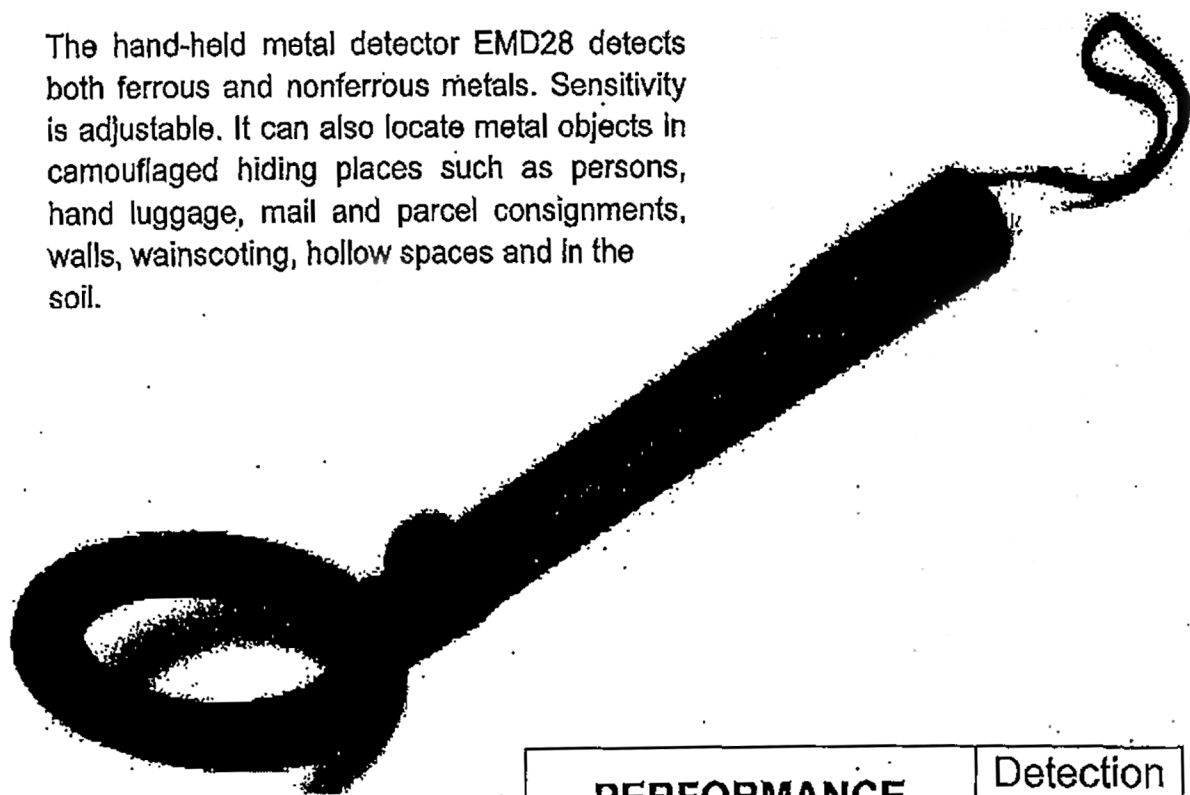


EMD28

Hand-Held Metal Detector

The hand-held metal detector EMD28 detects both ferrous and nonferrous metals. Sensitivity is adjustable. It can also locate metal objects in camouflaged hiding places such as persons, hand luggage, mail and parcel consignments, walls, wainscoting, hollow spaces and in the soil.



PERFORMANCE	Detection Distance
One yuan coin (RMB)	7cm
Iron pipe-tube in ϕ 20mm	12cm
Dagger	11cm

BATTERY TYPE:

DC 9V IEC 6F22

CURRENT CONSUMPTION:

Less than 3mA

OPERATION TEMPERATURE:

-10° ~ +50° C

WEIGHT:

230g (without battery)

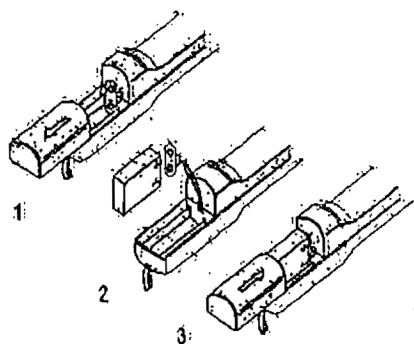
DIMENSIONS:

395mm (operation)

260mm (storage)

DIA. OF SEARCH HEAD:

ϕ 140mm

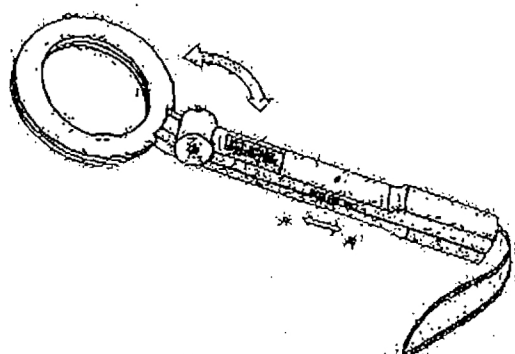


BATTERY REPLACEMENT

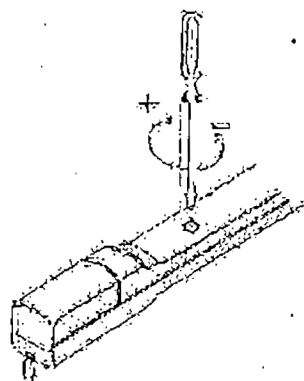
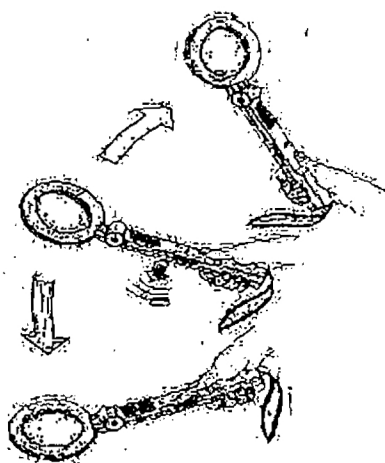
1. Open the rear cover.
2. Place the new battery in the groove.
3. Cover the battery cover again

OPERATION

1. Turn on the detector, a unique tone "beep" Indicates that the detector is already for Operation. (If the beeper whistles or the alarm indicator lights continuously, that indicates battery-replace should be taken).
2. A unique tone "beep" indicates the exist of metals while sweeping.



3. For detecting the under-ground objects, the search head being parallel to the ground is recommended.



SENSITIVITY

ADJUSTMENT

To increase the sensitivity, turn the knob in clockwise. On the contrary, to decrease the sensitivity.

NOTES

1. Avoiding knock heavily.
2. Avoiding interference, the distance between the detectors should be more than one meter.
3. Turn off after operation.
4. Take out the battery if non-use for a long time.