

EA986HF-250



EAN: 4047526003647

ID: 3640

Pressed steel swivel castor, heavy duty castors, with top plate fitting, Heavy duty wheel with elastic solid rubber tyres 'Blickle EasyRoll', with welded steel wheel centre

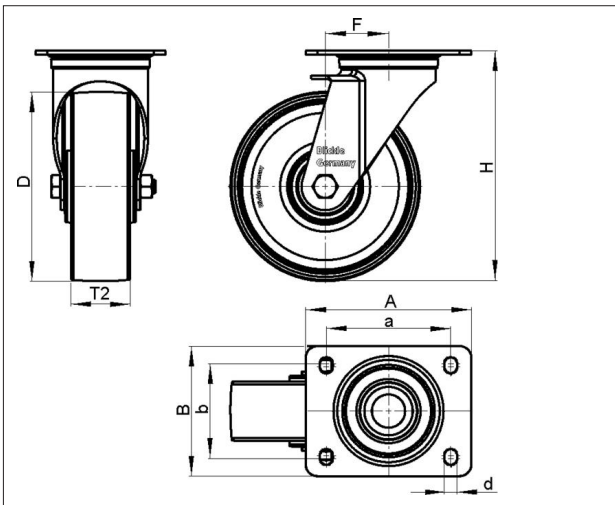
Bracket:

Made of heavy pressed steel, with heavy fork and top plate, very strong bolted and secured central kingpin, double ball bearing in the swivel head, additionally reinforced by the integration of four specially shaped and hardened bearing seats resulting in a very high resistance to shock and impact loads. Bolted wheel axle. Bolted wheel axle. Zinc-plated, blue-passivated, Cr6-free.

Wheels:

Tyre & running tread: Made of high-quality elastic solid rubber, in smooth rolling quality "Blickle EasyRoll", very high operational comfort, low-noise operation, low rolling resistance, very good floor preservation, vulcanised on the wheel centre. Tread colour: black

Rim / wheel centre: Pressed thick-walled steel, triple-welded, with tubular steel hub, lacquered. Vulcanised tyre.



Technical data

Wheel Ø (D)	250 mm
Wheel width (T2)	60 mm
Load capacity	850 kg
Total height (H)	295 mm
Offset swvl castor (F)	82 mm
Unit weight	6.507 kg
Temperature range from	-25 °C
Temperature range to	80 °C
Tread & tyre hardness	65° Shore A
Bearing type	
Plate size (A,B)	140 x 110 mm
Bolt hole Ø (d)	11 mm
Bolt hole spacing (a,b)	105 x 75-80 mm

Rolling resistance






Operating noise



Floor surface preservation



LH-SE 250K

Variants	
	With central braking system 'central-stop'
	With 'ideal-stop' brake
	With 'stop-top' brake