

Product Data Sheet



LK-ALBS 125K-1-FI

EAN 4047526025168

ID 742706

Pressed steel swivel castor, medium heavy duty brackets, with top plate fitting and 'stop-fix' brake, Heavy duty wheel with Blickle Besthane® Soft polyurethane tread, with aluminium wheel centre

Bracket:

Made of heavy pressed steel, swivel bracket with double ball bearing in the swivel head, swivel head seals. The special Blickle dynamic riveting process of the swivel head results in minimal swivel head play and smooth rolling characteristics with an increased service life achieved by the work hardening of the ball race grooves. Bolted wheel axle. Zinc-plated, blue-passivated, Cr6-free.

Wheels:

Made of high-quality, reaction-injected polyurethane-elastomer Blickle Besthane® Soft, very high operational comfort through the especially thick, elastic tread, low-noise operation, very low rolling resistance, high dynamic load capacity, very good floor preservation, very high abrasion resistance, high cut and tear propagation resistance, very good chemical connection with the wheel centre.

Tread/tyre:

Made of high-quality polyurethane-elastomer Blickle Besthane® Soft, very low rolling resistance, high dynamic load capacity.

Tread colours blue

Wheel centre/rim: Made of die-cast aluminium. Casted tread.

Wheel centre colour: silver grey



Rolling resistance

■■■■■ Excellent

Operating noise

■■■■■ □ Very good













Floor surface preservation

■■■■■ □ Very good

Product Data Sheet



Technical data

Plate size		100 x 85
Bolt hole spacing		80 x 60
Bolt hole Ø		9
Wheel Ø		125 mm (D)
Wheel width		40 mm (T2)
Load capacity		350 kg
Total height		155 mm (H)
Offset swivel castor		48 mm
unit weight		1,6 kg
Temperature resistance		-25 ° C
Temperature resistance to		70 ° C
tread and tyre hardness		75° Shore A
Bearing type:		Ball bearing

