

EA986KG-200



EAN: 4047526000691

ID: 695

Pressed steel swivel castor, heavy duty castors, with top plate fitting, Heavy duty wheel with Blickle Extrathane® polyurethane tread, with cast iron wheel centre

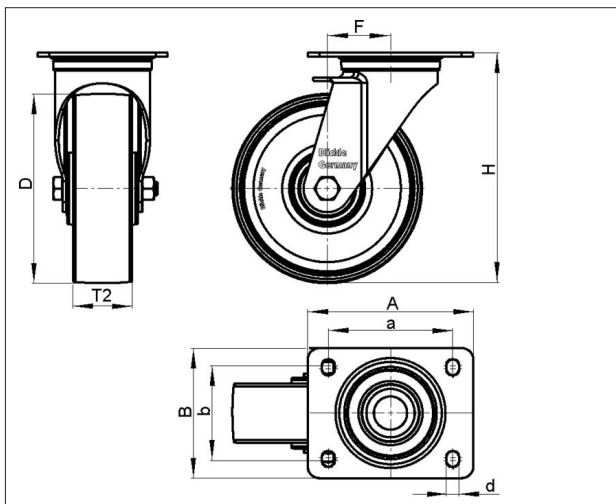
Bracket:

Made of heavy pressed steel, with heavy fork and top plate, very strong bolted and secured central kingpin, double ball bearing in the swivel head, additionally reinforced by the integration of four specially shaped and hardened bearing seats resulting in a very high resistance to shock and impact loads. Bolted wheel axle. Bolted wheel axle. Zinc-plated, blue-passivated, Cr6-free.

Wheels:

Tyre & running tread: Made of high-quality, reaction-injected polyurethane-elastomer Blickle Extrathane®, low-noise operation, low rolling resistance, good floor preservation, very high abrasion resistance, high cut and tear propagation resistance, very good chemical connection with the wheel centre. Tread colour: light brown

Rim / wheel centre: Made of grey cast iron, lacquered. Casted tread.



Technical data

Wheel Ø (D)	200 mm
Wheel width (T2)	50 mm
Load capacity	900 kg
Total height (H)	245 mm
Offset swvl castor (F)	70 mm
Unit weight	6.552 kg
Temperature range from	-25 °C
Temperature range to	70 °C
Tread & tyre hardness	92° Shore A
Bearing type	
Plate size (A,B)	140 x 110 mm
Bolt hole Ø (d)	11 mm
Bolt hole spacing (a,b)	105 x 75-80 mm

Rolling resistance






Operating noise



Floor surface preservation



LH-GTH 200K

Variants	
	With central braking system 'central-stop'
	With 'ideal-stop' brake
	With 'stop-top' brake