

Product Data Sheet



LS-GTH 150K-ST

EAN 4047526293857

ID 293852

Welded steel heavy duty swivel castor, strong swivel head design, with 'stop-top' brake, Heavy duty wheel with Blickle Extrathane® polyurethane tread, with cast iron wheel centre

Bracket:

Particularly rugged welded steel construction, with axial grooved ball bearing DIN 711 and tapered roller bearing DIN 720 in the swivel head, dust and splash-proof, fitted grease nipple, bolted and secured with a welded very strong central kingpin. Bolted wheel axle. Zinc-plated, yellow-passivated, Cr6-free.

Wheels:

Made of high-quality, reaction-injected polyurethane-elastomer Blickle Extrathane®, low-noise operation, low rolling resistance, good floor preservation, very high abrasion resistance, high cut and tear propagation resistance, very good chemical connection with the wheel centre.

Tread colours: light brown

Wheel centre/rim: Made of grey cast iron, lacquered. Casted tread.

Wheel centre colour: silver



Rolling resistance

■ ■ ■ ■ □ Very good

Operating noise

■ ■ ■ □ □ Good













Floor surface preservation

■ ■ ■ □ □ Good

Product Data Sheet



Technical data

Plate size		140 x 110
Bolt hole spacing		105 x 75-80
Bolt hole Ø		11
Wheel Ø		150 mm (D)
Wheel width		50 mm (T2)
Load capacity		750 kg
Total height		200 mm (H)
Offset swivel castor		55 mm
unit weight		6,4 kg
Temperature resistance		-25 ° C
Temperature resistance to		70 ° C
tread and tyre hardness		92° Shore A
Bearing type		Ball bearing

