

## EA986KW-125



**EAN: 4047526518707**

**ID: 518704**

**Welded steel heavy duty swivel castor, Heavy duty nylon wheel**

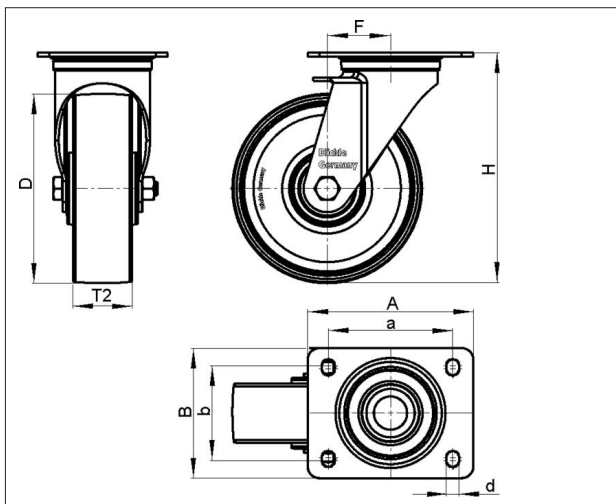
**Bracket:**

Sturdy welded steel construction, with double ball bearing in the swivel head, additionally reinforced by the integration of four specially shaped and hardened bearing seats, swivel head seal with labyrinth design, fitted grease nipple, bolted and secured with a welded very strong central kingpin. Bolted wheel axle. Zinc-plated, blue-passivated, Cr6-free.

**Wheels:**

**Tyre & running tread:** Made of high-quality, impact-resistant nylon, very rugged, heavy wheel design, very low rolling and swivelling resistance, smooth running performance on even floors, very high abrasion resistance. Tread colour: natural white

**Rim / wheel centre:** -



### Technical data

|                         |                |
|-------------------------|----------------|
| Wheel Ø (D)             | 125 mm         |
| Wheel width (T2)        | 50 mm          |
| Load capacity           | 750 kg         |
| Total height (H)        | 170 mm         |
| Offset swvl castor (F)  | 50 mm          |
| Unit weight             | 3.696 kg       |
| Temperature range from  | -25 °C         |
| Temperature range to    | 80 °C          |
| Tread & tyre hardness   | 70° Shore D    |
| Bearing type            |                |
| Plate size (A,B)        | 140 x 110 mm   |
| Bolt hole Ø (d)         | 11 mm          |
| Bolt hole spacing (a,b) | 105 x 75-80 mm |

Rolling resistance






Operating noise



Floor surface preservation



**LO-SPO 127K**

| Variants   |                                |
|--|--------------------------------|
|   | With directional lock 2 x 180° |
|   | With directional lock 4 x 90°  |
|  | With 'stop-top' brake          |