

# Product Data Sheet



## LSD-GSP0 100K


**EAN** 4047526615208

**ID** 615203

**Welded steel extra heavy duty twin wheel swivel castors, extra strong swivel head design, Heavy duty wheels made of cast nylon**

### Bracket:

Particularly rugged welded steel construction, with axial grooved ball bearing DIN 711 and tapered roller bearing DIN 720 in the swivel head, dust and splash-proof, fitted grease nipple, bolted and secured with a welded very strong central kingpin. Bolted wheel axle. Zinc-plated, yellow-passivated, Cr6-free.



### Wheels:

Made of high-quality, impact-resistant, hard and tough, highly compressed cast nylon with outstanding load capacity, very low rolling and swivelling resistance, smooth running performance on even floors, very high abrasion resistance.

**Tread/tyre:** Made of high-quality, impact-resistant cast nylon.

**Tread colours:** natural beige

**Wheel centre/rim:** -

**Wheel centre colour:** natural beige

### Rolling resistance

■■■■■ Excellent

### Operating noise

■■□□□ Satisfactory













### Floor surface preservation

■■□□□ Satisfactory

# Product Data Sheet



## Technical data

Plate size		140 x 175
Bolt hole spacing		105 x 140
Bolt hole Ø		14
Wheel Ø		100 mm (D)
Wheel width		2 x 40 mm (T2)
Load capacity		2200 kg
Total height		160 mm (H)
Offset swivel castor		45 mm
unit weight		6,9 kg
Temperature resistance		-25 ° C
Temperature resistance to		80 ° C
tread and tyre hardness		80° Shore D
Bearing type:		Ball bearing

