

# Product Data Sheet



## LKX-POTH 125G-1

EAN 4047526084639

ID 754893

**Stainless steel heavy duty swivel castor with top plate fitting, Wheel with thermoplastic polyurethane tread, with heavy nylon wheel centre, non-marking, non-staining**

### Bracket:

Made of heavy pressed high-quality, chromium-nickel stainless steel (Material No. 1.4301/AISI 304), with double ball bearing in the swivel head, swivel head seals. The special Blickle dynamic riveting process of the swivel head results in minimal swivel head play and smooth rolling characteristics with an increased service life achieved by the work hardening of the ball race grooves. All parts incl. axle material are corrosion-resistant. Bolted wheel axle. Vibration-ground finished.

### Wheels:

Made of high-quality thermoplastic polyurethane, high operational comfort, low-noise operation, low rolling and swivelling resistance, good floor preservation, very high abrasion resistance, chemically bonded for an inseparable connection to the wheel centre.

**Tread colours:** dark grey

**Wheel centre/rim:** Made of high-quality, impact-resistant nylon.

**Wheel centre colour:** natural white

**Variant:** non-marking, non-staining



### Rolling resistance

■■■■□ Very good

### Operating noise

■■■■□ Good













### Floor surface preservation

■■■■□ Good

# Product Data Sheet



## Technical data

Plate size		100 x 85
Bolt hole spacing		80 x 60
Bolt hole Ø		9
Wheel Ø		125 mm (D)
Wheel width		40 mm (T2)
Load capacity		350 kg
Total height		155 mm (H)
Offset swivel castor		48 mm
unit weight		kg
Temperature resistance to		-25 ° C
Temperature resistance to		70 ° C
tread and tyre hardness		94° Shore A
Bearing type		Plain bore

